

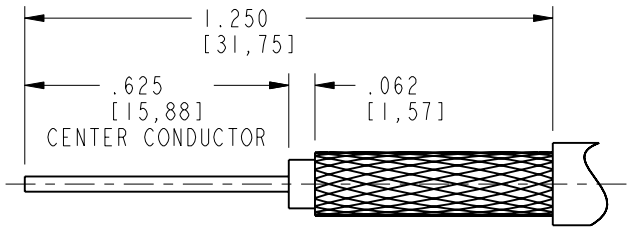
NOTES:

1. MATERIALS AND FINISHES:  
BODY , COUPLING NUT - BRASS, NICKEL PLATING  
CONTACT - BRASS, SILVER PLATING  
INSERT - PTFE, NATURAL
2. ELECTRICAL:  
A. IMPEDANCE: 50 OHM  
B. DIELECTRIC WITHSTANDING VOLTAGE: 1000 VRMS, MIN.
3. MECHANICAL:  
A. DURABILITY: 500 CYCLES MIN.  
B. TEMPERATURE RANGE: -65° C TO +165° C
4. PACKAGING:  
A. QUANTITY: SINGLE PACK  
B. MARKING: BAG TO BE MARKED  
"AMPHENOL RF, 83-822, AND DATE CODE"
5. STAMP COUPLING NUT: AMPHENOL 83-822  
74868 PL-259 49190  
NOTE: NEED A MINIMUM OF 2 SPACES BETWEEN GROUPS OF NUMBERS.
6. \* SHOWS CABLE ENTRY DIMENSIONS.

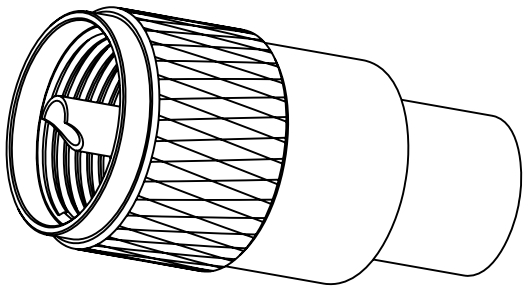
THIRD ANGLE PROJ. 

REVISIONS

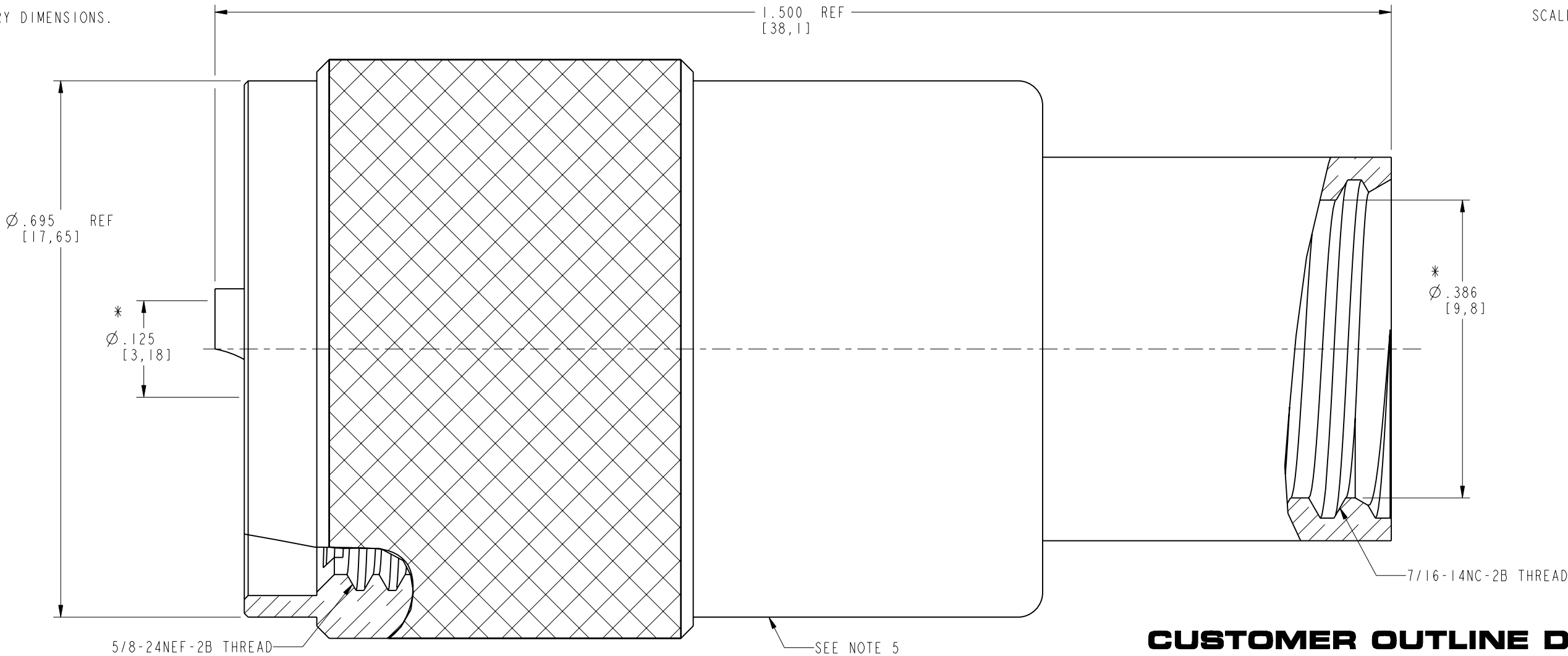
REV	DESCRIPTION	DATE	ECO	APPR
	RELEASE TO MFG.			
Y	REDRAWN IN PRO-E & COD ADDED	18-Mar-14	49831	SH



RECOMMENDED CABLE  
STRIPPING DIMENSIONS



SCALE 1.700



CUSTOMER OUTLINE DRAWING  
ALL OTHER SHEETS ARE FOR INTERNAL USE ONLY

UNLESS OTHERWISE SPECIFIED, DIMENSIONS ARE IN INCHES AND TOLERANCES ARE: 2 PLACE DECIMAL 3 PLACE DECIMAL ANGLES ±.015 (0,381 mm) ±.005 (0,127 mm) ± 1°  NOTICE - These drawings, specifications, or other data (1) are, and remain the property of Amphenol corp. (2) must be returned upon request; and (3) are confidential and not to be disclosed to any person other than those to whom they are given by Amphenol Corp. the furnishing of these drawings, specifications, or other data by Amphenol Corp., or to any other person to anyone for any purpose is not to be regarded by implication or otherwise in any manner licensing, granting rights to permitting such holder or any other person to manufacture, use or sell any product, process or design, patented or otherwise, that may in any way be related to or disclosed by said drawings, specifications, or other data.	MATERIAL  SEE NOTES	DRAWN J.CHENG	DATE 03-Mar-14	TITLE UHF PLUG ARMY PL-259 NAVY 49190	Amphenol RF <a href="http://www.amphenolrf.com">www.amphenolrf.com</a>	
	REFERENCE EAR #	ENGINEER K. CAPOZZI	DATE 11/18/13			
	CONFIGURATION LEVEL: <input type="checkbox"/> <input type="checkbox"/> <input type="checkbox"/> <input type="checkbox"/>	APPROVED S.HSIEH	DATE 03-Mar-14	SCALE: 6.5:1.0	SHEET 2 OF 2	DRAWING NO.83-822
	FINISH	CAD FILE		DWG SIZE B	REV Y	ITEM NO.83-822 PART NO.83-822