


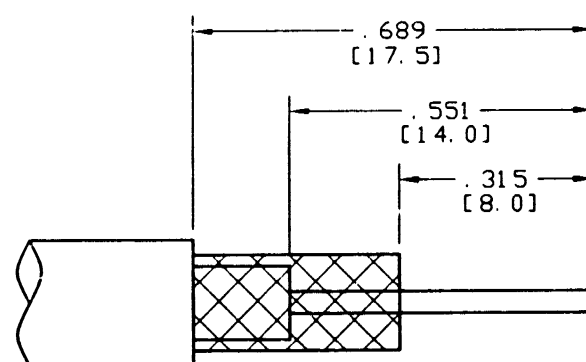
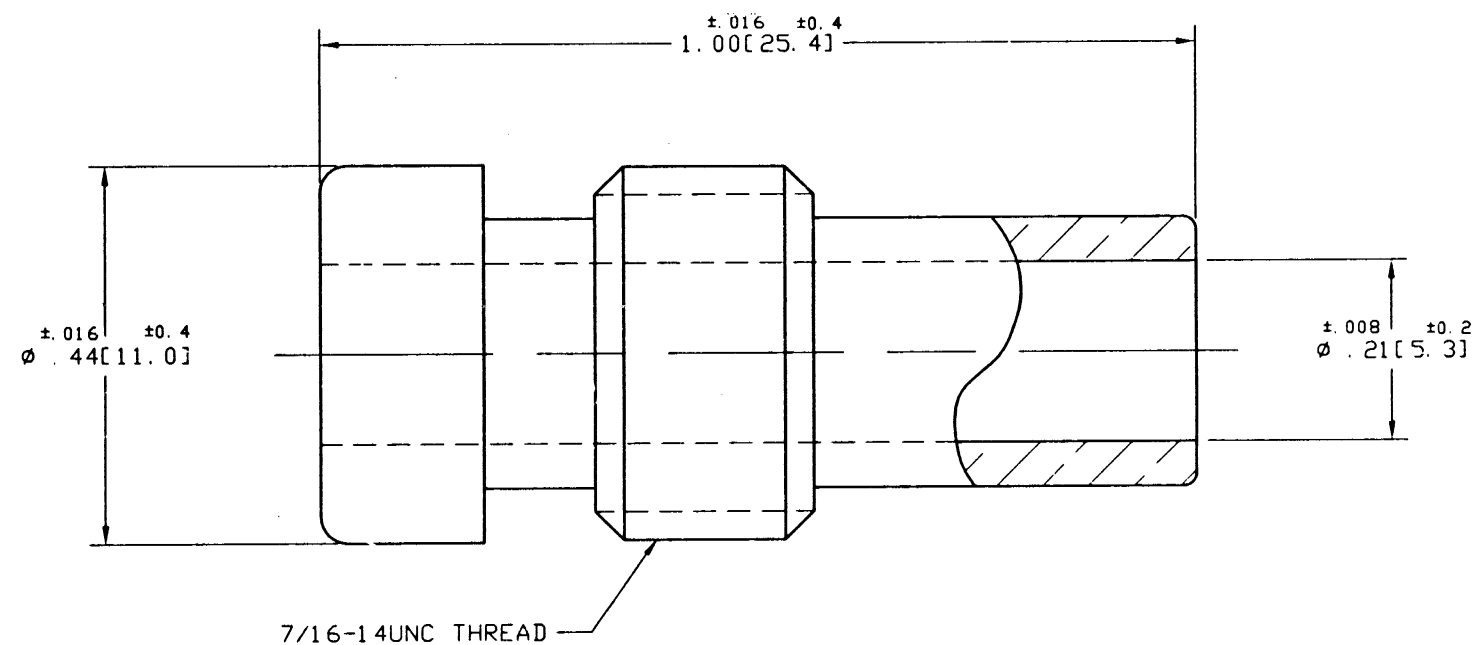
## NOTES:

1. MATERIAL AND FINISH:  
BRASS REDUCER, NICKEL PLATED.
2. PACKAGE IN BAG 999-369.
3. DO NOT SCALE THIS DRAWING.
4. UNLESS OTHERWISE SPECIFIED, ALL DIMENSIONS ARE AFTER PLATING.

83-185-RFX

REVISIONS

DRAWING NO.	REV	DESCRIPTION	DATE	ECO	APP'R
THIRD ANGLE PROJ. 	--	RELEASE TO MFG.			
	B	SEE SHEET 1	7/31/99	15068	CPM/



ENGLISH [METRIC]

UNLESS OTHERWISE SPECIFIED, DIMENSIONS ARE IN INCHES AND TOLERANCES ARE: 2 PLACE DECIMAL 3 PLACE DECIMAL ANGLES ±0.015 (0.381 mm) ±0.005 (0.127 mm) ±1°	MATERIAL	DRAWN C. McGRATH	DATE 7/8/99	TITLE UHF REDUCING ADAPTOR FOR RG58 CABLE	Amphenol Amphenol Corporation RF/Microwave Operations Danbury, Conn. U.S.A. 06810
		ENGINEER T. AUBIN	DATE 7/8/99		
NOTICE - These drawings, specifications, or other data (1) are, and remain the property of Amphenol Corp. (2) must be returned upon request; and (3) are confidential and not to be disclosed to any person other than those to whom they are given by Amphenol Corp. The furnishing of these drawings, specifications, or other data by Amphenol Corp., or to any other person to anyone for any purpose is not to be regarded by implication or otherwise in any manner licensing, granting rights or permitting such holder or any other person to manufacture, use or sell any product, process or design, patented or otherwise, that may in any way be related to or disclosed by said drawings, specifications, or other data.	REFERENCE	APPROVED	DATE	SCALE: 5:1 SHEET 2 OF 2	REV B
		CAD FILE H:\DEPT611\UHF\083\ASSY\185RFXS2	CODE ID 74868	DWG SIZE B	DRAWING NO. 83-185-RFX