


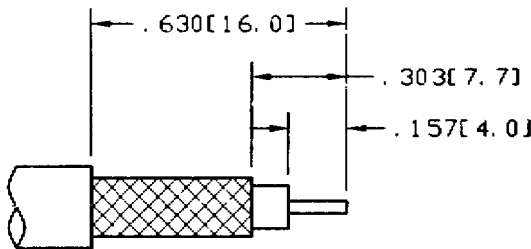
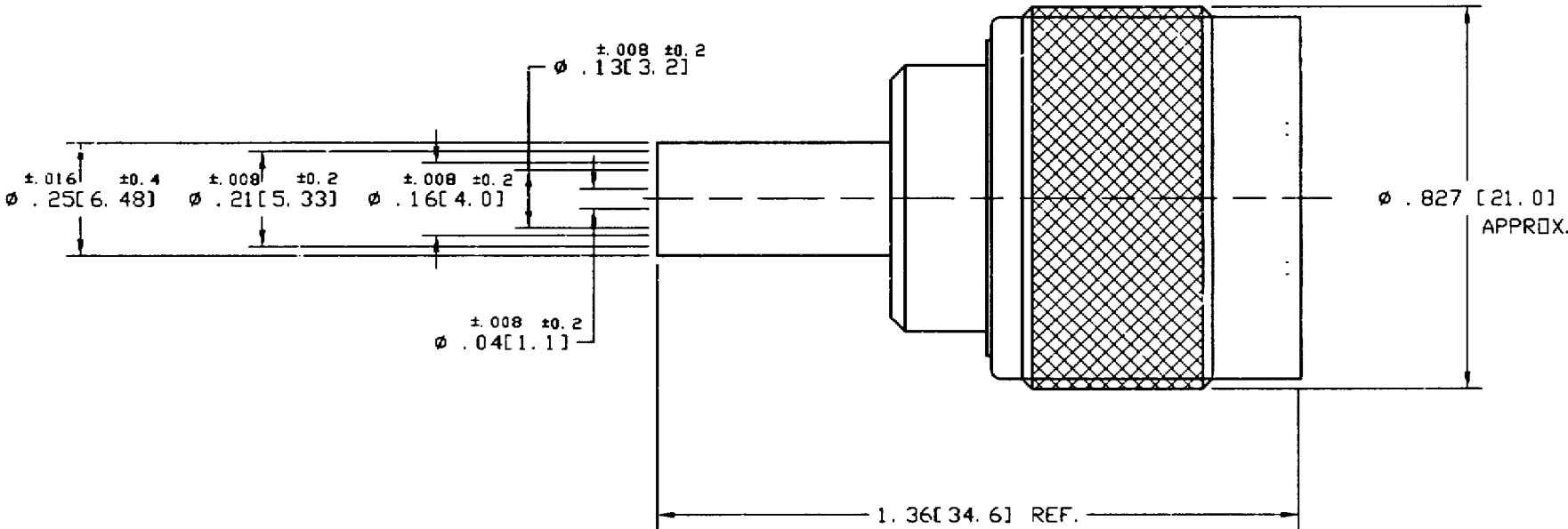
NOTES:

1. MATERIALS AND FINISHES:
BODY = BRASS, NICKEL PLATED
CONTACT = BRASS, GOLD PLATED
INSULATOR = TEFLON
4. PACKAGED IN BAG 999-376.
5. USE AMPHENOL CRIMP TOOL #CTL-3.
6. CAPTIVATED CONTACT, .043 WIRE ENTRY.
7. 3 PC. (BODY, FERRULE, CONTACT).
8. DO NOT SCALE THIS DRAWING.
9. UNLESS OTHERWISE SPECIFIED, ALL DIMENSIONS ARE AFTER PLATING.

82-5375

REVISIONS

DRAWING NO.	REV	DESCRIPTION	DATE	ECO	APPR
THIRD ANGLE PROJ. 		OFFICIAL ENG. RELEASE TO MFG.			
	C	SEE SHEET 1	7/28/99	43068	CPM/



RECOMMENDED CABLE
STRIPPING DIM'S

CUSTOMER OUTLINE DRAWING

UNLESS OTHERWISE SPECIFIED, DIMENSIONS ARE IN INCHES AND TOLERANCES ARE: 2 PLACE DECIMAL 3 PLACE DECIMAL ANGLES ± .015 (0.381 mm) ± .005 (0.127 mm) ± 1°	MATERIAL	DRAWN C. McGRATH	DATE 7/8/99	TITLE 'N' CRIMP CRIMP PLUG FOR RG-58U, 141 & 142A CABLE, 50 OHM		Amphenol Amphenol Corporation RF/Microwave Operations Danbury, Conn. U.S.A. 06810		
	REFERENCE	ENGINEER T. AUBIN	DATE 7/8/99					
			APPROVED	DATE			SCALE: 3:1	SHEET 2 OF 2
NOTICE - These drawings, specifications, or other data (1) are, and remain the property of Amphenol Corp. (2) must be returned upon request; and (3) are confidential and not to be disclosed to any person other than those to whom they are given by Amphenol Corp. The furnishing of these drawings, specifications, or other data by Amphenol Corp., or to any other person to anyone for any purpose is not to be regarded by implication or otherwise in any manner licensing, granting rights or permitting such holder or any other person to manufacture, use or sell any product, process or design, patented or otherwise, that may in any way be related to or disclosed by said drawings, specifications, or other data.		CAD FILE H:\DEPT611\N\082\ASSY\5375\RFXSH2		CODE ID 74868	DWG SIZE B	DRAWING NO. 82-5375-RFX		ISSUE C